

Glass series

Glass series is metaculously crafted to be a fusion of glass and ceramics. This series is glossy and transparent in nature. The ceramic clay body is stoneware and high fired at 1200 degrees making it durable for all area application.

Application areas-

Floor

Wall

Kitchen

Backsplash

Shower floor

Shower wall

Fireplace

Exterior Facade


Exterior Floor


Swimming pool

Shapes and sizes-



Blue Waters







Sage








Dark sage







Dense forest








White dessert









Mud waters







Lava







Cornfield








Volcanic







Dessert storm



